



World up  
Keep  
Climbing

INTERNATIONAL FEDERATION OF **SPORT CLIMBING**  
[www.ifsc-climbing.org](http://www.ifsc-climbing.org)

# 2019 RULES

## Impacting Judges & Routesetters

IFSC Partners:

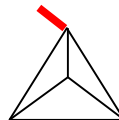
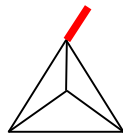
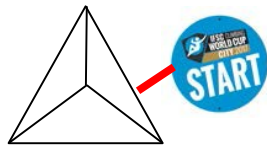
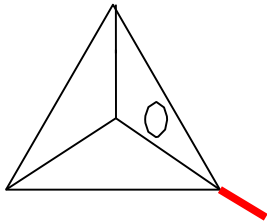


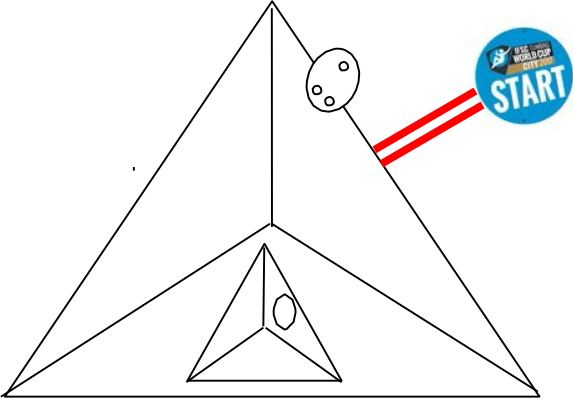
## PART 1 – LEAD

	<b>Climbing procedure</b>
7.17	tolerance for position readjustment at the start of a route
	<b>Concerns:</b> Judges <b>Comments:</b> little hops to readjust a start position could be accepted.
	<b>Judging and scoring</b>
7.20	A topo of each semi and final route should be made available to Team Officials
	<b>Concerns:</b> Judges <b>Comments:</b> Topos have to be prepared in double (or make a copy) and published on the official board or in the coach area.
7.21	Legitimate position
	<b>Concerns:</b> Judges <b>Comments:</b> all movements are to be counted as long as the competitor has not leaved with his 2 hands the last handhold from which the Chief Routesetter has deemed it is possible to clip the Protection Point. Exception made in case of a safety hold
	<b>Technical Incidents and Appeals</b>
7.31	Managing an appeal relating to the scoring of a competitor on a particular hold
	<b>Concerns:</b> Judges <b>Comments:</b> the Appeals Jury should review the results of <u>all competitors</u> who have been scored as Controlling or Using that same hold.

## PART 2 – BOULDER

	<b>General</b>
8.2	<b>Markings</b> <b>Concerns:</b> Judges, RS <b>Comments:</b>



8.2	<p><b>Combination</b></p> <p><b>Concerns:</b> Judges, RS</p> <p><b>Comments:</b> Aggregation of holds and/or volumes which can be put on and off the surface like an only piece.</p> 
8.3	<p><b>Timing system in transit</b></p> <p><b>Concerns:</b> Judges, organisation</p> <p><b>Comments:</b> a timing system shall be visible to all competitors in each transit area.</p>
	<p><b>Climbing procedure</b></p>
8.17	<p><b>Competitor's start examples</b></p> <p><b>Concerns:</b> Judges, RS</p> <p>* <a href="#">Fanny</a></p> <p><b>Comments:</b> Start is correct (position is stable)</p> <p>* <a href="#">Manu</a></p> <p><b>Comments:</b> this sort of start could be possible with 2 marks on each volume (only use the surface to reach the starting position)</p> <p>* <a href="#">Miho</a></p> <p><b>Comments:</b> start is correct (only use the surface to reach the starting position)</p> <p>* <a href="#">Kai</a></p> <p><b>Comments:</b> start is correct (position is stable)</p> <p>* <a href="#">Janja</a></p> <p><b>Comments:</b> start is corret (position is stable)</p>

8.17

### Competitor's start examples

**Concerns:** Judges, RS



**Comments:** this start is incorrect because the climber is using with her thumbs a hold other than the starting's ones

8.17

### Blocker holds

**Concerns:** Judges, RS



**Comments:** in the case of blocker holds, the climbers are only allowed to touch the upper part and not used it with tumb for example,